


Company: Importing Company Limited
Product: T-Shirt Model A1
Last Revision: 2020-03-25

Product Overview

	<p>Product Name: T-Shirt Model A1 Type: Custom Design (OEM) Market: European Union</p>
---	---

Hint: You need to create one product specification using Template 1A for each product. Do not mix different products in the same product specification document.

Regulations

Regulation / Standard	Country	Description
REACH	EU	

Hint: Review Module 6: Product safety Databank before you list relevant product regulations and standards above.

NOTE TO SUPPLIER



ENGLISH: This document is confidential and should not be made public or shared with outside parties, except for relevant material and component suppliers.

中文: 此乃是机密文件, 除了有关供应商及其他相关部门外, 不得公开或分享予任何第三方人士及机构.

Tiếng Việt: Tài liệu này phải được bảo mật, không được phép công khai ra bên ngoài, ngoại trừ dành cho tài liệu và nhà cung cấp bộ phận liên quan.

File Attachments



Product Design Files

Image	Information
	Filename: T-shirt-design-pdf Description: T-shirt design file
	Filename: Buttons.jpg Description: Use similar ODM buttons

Hints

1. Add thumbnails of each file in the left column to help your supplier identify the right files in your file folder.
2. Write the actual filename including filetype.
3. Keep your descriptions simple and short to avoid misunderstandings.
4. Add product photos instead of design drawings in case you intend to purchase private label (ODM) products rather than custom-designed products.
5. You can find qualified designers on www.upwork.com to help you create design drawings.

Reference Samples **[Remove if not applicable]**




Image	Information
	<p>Type: Garment design sample (Size M)</p> <p>Description: Replicate the following:</p> <ul style="list-style-type: none">• Design• Size <p>Colors must be according to the colors table (not the reference sample)</p>
	<p>Type: Material sample</p> <p>Description: Find a matching/similar 100% cotton 180 gsm fabric</p>

Hints

1. Fabric samples are used to communicate the material type and quality. Such samples can help the supplier identify matching fabrics. Note that you must still specify the fabric composition in the Bill of Materials.

2. Garment samples (e.g. a dress or a pair of leggings) can help the supplier understand design and construction requirements. You must clearly communicate to your suppliers which


Logos / Print Files

Image	Information
	<p>Filename: Care-label.ai Type: Print Color: Black print on white fabric Position: Nylon patch (centered) Dimensions: 20 x 80 mm</p>
	<p>Filename: Logo.ai Type: DTG printed Color: Orange 021 U Position: Chest (Centered) Dimensions: 45 x 90 mm</p>
	<p>Filename: Hang-tag.ai Type: Print Color: Black print on white paper Position: Centered Dimensions: 15 x 48 mm</p>

Hints

1. Add thumbnails of each file in the left column to help your supplier identify the right files in your file folder.
2. Write the actual filename including filetype.
3. Keep your descriptions simple and short to avoid misunderstandings.
4. You can find qualified designers on www.upwork.com to help you create logos and other graphical files.

Packaging Files

Image	Information
	Layout/Artwork file: T-shirt-box.pdf Dimensions: Box layout file

Hints

1. You can leave this section empty if you have a finished packaging design.
2. You can find qualified designers on www.upwork.com to help you create packaging layouts and artwork.

Other Attachments

Filename	Information
folding-video.mp4	This video demonstrates how to fold the t-shirt before placing it in the box

Bill of Materials

Part	QTY	Details	File/Image
Fabric	n/a	Material: 100% Cotton Color: Pantone Black A Weight: 180 gsm Dimensions: See size chart Type: OEM	T-shirt-design-pdf
Care Label	1 pcs	Material: 100% Nylon Color: Write here Dimensions: 20 x 80 mm Type: OEM	Care-label.ai
Buttons	3 pcs	Material: PP Color: White Diameter: 12 mm Type: ODM	buttons.jpg
Hangtag	1 pcs	Material: Cardboard Color: White Dimensions: 15 x 48 mm Type: OEM	Hang-tag.ai
Box	1 pcs	Material: Cardboard Color: See T-shirt-box.pdf Dimensions: SeeT-shirt-box.pdf Type: OEM	T-shirt-box.pdf

Hints

1. You should only list the materials and parts used to make one product unit. You should not list the materials and parts needed to produce a certain quantity of products.
2. OEM parts: Add the relevant filename under File/Image
3. ODM/Factory standard: Add an image of a similar part and/or an image of the actual part provided by the factory

Color Variations **[Remove if not applicable]**

Parts	Black	Blue	Green
Fabric	Pantone Black C	Pantone 279 C	Pantone Green 3278C
Buttons	Pantone Black C	Pantone 279 C	Pantone Green 3278C
Chest Logo Print	White	Pantone Black C	Pantone Black C
Neck Label Print	White	White	White

Hints

1. This section is used in case your product comes in more than one color.
2. Remove this section if your product only comes in one color/color scheme. If so, specify the color in the Bill of Materials table instead.
3. You must specify the colors using the correct color codes (e.g. Pantone or CMYK).

Material Suppliers **[Remove if not applicable]**

Organic Cotton

- Company: Hong Kong Organic Cotton Wholesale Limited
- Contact person: John Wang
- Email: example@email
- Phone: +8521234567
- Country: Hong Kong S.A.R (China)

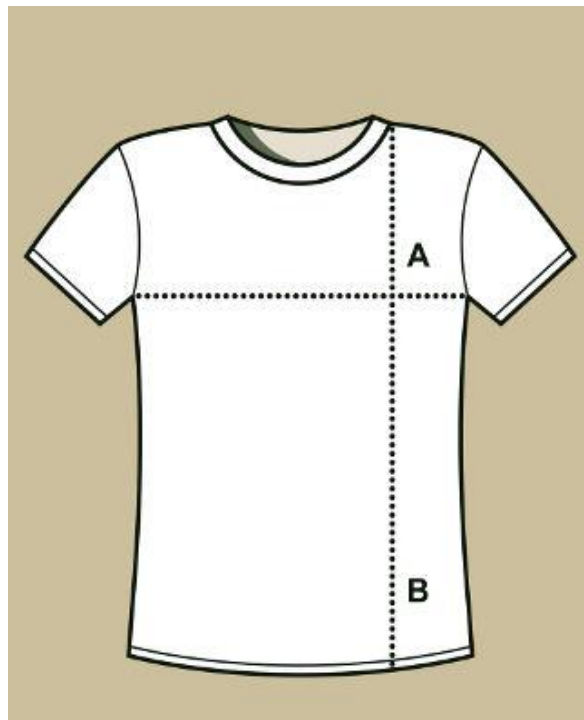
Zippers

- Company: YKK (Singapore) Zippers Limited
- Contact person: Ken Kutaragi
- Email: example@email
- Phone: +6512345678
- Country: Singapore

Hints

1. This section is used in case you have selected material or component suppliers for your product. This can also include product packaging manufacturers.
2. Remove this section if you rather have the manufacturer select all material suppliers.

Size Chart



	Description	S	M	L	XL
a	Chest	520 mm	540 mm	560 mm	580 mm
c	Shoulders	440 mm	460 mm	480 mm	500 mm
d	Length	680 mm	700 mm	720 mm	740 mm

Hints

1. Manufacturers generally don't have standard sizes. It's essential that you specify all relevant measurements in the size chart above.
2. You can apply the same measurements as other brands.